


Information

Compact Cylinders/Double Clevis Pivot Bracket Series **CQ2/CQS**

Added pivot brackets for double clevis.
(For ø12 to ø100)

Rotating angle: Max. 100°
(For ø12, ø16)



- Time to design rotating bracket saved.
- Improved amount of mounting freedom
- Can be mounted to an installed double clevis cylinder.

Applicable Cylinders


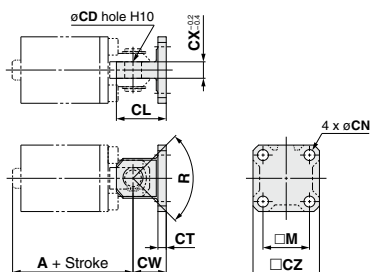
Product name	Model	Bore size	Note
Compact cylinder	CQ2	ø12 to ø100	Applicable only to double clevis.
	CQS	ø12 to ø25	Applicable only to double clevis.

Air Cylinders
CJ2
CM2
CG1
MB
CA2
CQ2 CQS
Lube- retainer
JA
MXH
MXQ
MGP
C□Y C□X
CK□1
C(L)K□
C(L)KU
CKQ
CK2ZN
WRF

Series CQ2/CQS

Double Clevis Pivot Bracket Dimensions/Part No.

Bore size $\varnothing 12$ to $\varnothing 25$ Without auto switch, With auto switch




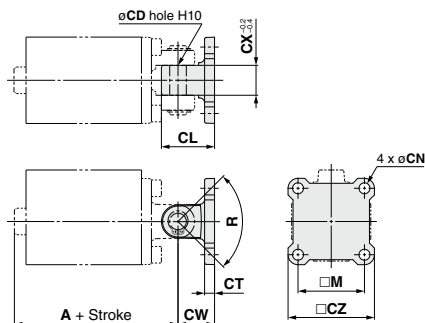
Applicable Cylinders/Double Clevis Pivot Bracket Part No.

Model	Bracket part no.	Bore size	Stroke range	A		CW	CT	CL	CX	CD	M	CZ	R	CN	(mm)
				Without auto switch	With auto switch										
CQ2	CQ-C012	12	5 to 30	34.5	45.5	14	4	19	5	5	15.5	25	100°	4.5	M4 x 10 L
	CQ-C016	16	5 to 30	37	49	15	4	21	6.5	5	20	28	100°	4.5	M4 x 10 L
	CQ-C020	20	5 to 50	42	54	18	5	27	8	8	25.5	35	80°	6.6	M6 x 12 L
	CQ-C025	25	5 to 50	47.5	57.5	20	5	30	10	10	28	40	90°	6.6	M6 x 12 L
	CQ-C012	12	5 to 30	34.5	39.5	14	4	19	5	5	15.5	25	100°	4.5	M4 x 10 L
CQS	CQ-C016	16	5 to 30	35.5	40.5	15	4	21	6.5	5	20	28	100°	4.5	M4 x 10 L
	CQ-C020	20	5 to 50	42	52	18	5	27	8	8	25.5	35	80°	6.6	M6 x 12 L
	CQ-C025	25	5 to 50	47.5	57.5	20	5	30	10	10	28	40	90°	6.6	M6 x 12 L
	CQ-C025	25	5 to 50	47.5	57.5	20	5	30	10	10	28	40	90°	6.6	M6 x 12 L

* The double clevis pin and retaining ring are not included.

Double clevis pivot bracket material: Carbon steel
Surface treatment: Nickel plated

Bore size $\varnothing 32$ to $\varnothing 100$ Without auto switch, With auto switch



Applicable Cylinders/Double Clevis Pivot Bracket Part No.

Model	Bracket part no.	Bore size	Stroke range	A		CW	CT	CL	CX	CD	M	CZ	R	CN	(mm)
				Without auto switch	With auto switch										
CQ2	CQ-C032	32	5 to 50	50	60	20	5	30	18	10	34	45	80°	6.6	M6 x 12 L
	CQ-C040	40	5 to 50	58.5	68.5	22	6	32	18	10	40	52	80°	6.6	M6 x 14 L
	CQ-C050	50	10 to 50	66.5	76.5	28	7	42	22	14	50	64	80°	9	M8 x 16 L
	CQ-C063	63	10 to 50	74	84	30	8	44	22	14	60	77	60°	11	M10 x 20 L
	CQ-C080	80	10 to 50	91.5	101.5	38	10	56	28	18	77	98	70°	13.5	M12 x 25 L
	CQ-C100	100	10 to 50	110	120	45	13	67	32	22	94	117	70°	13.5	M12 x 30 L
	CQ-C100	100	75, 100	120	120	45	13	67	32	22	94	117	70°	13.5	M12 x 30 L

* The double clevis pin and retaining ring are not included.

Double clevis pivot bracket material: Cast iron
Surface treatment: Painted