




Series AC


Epoxy Coated F.R.L.



Enhanced protection for corrosive manufacturing environments

Epoxy Coated F.R.L. Unit

The performance you have come to expect from SMC Air Preparation products --Now enhanced with an optional epoxy resin coating & stainless hardware for long lasting performance in challenging environments.



All stainless components are an expensive option when faced with wet or corrosive environments. By providing a durable epoxy coating* and stainless external hardware on our industry-leading air preparation components, SMC is able to offer enhanced corrosion resistance with the high performance of our standard models.

* As with any coated product, care should be taken to avoid scratching the coating as the protection can be compromised through such damage.

F.R.L. Unit

How To Order

Series AC 21 to 41

AC 31 B - N 03 D - V 8 Y Z - X2217

Air Combination Unit

Body Size

Symbol	Size
21	1/8
31	3/8
41	1/2

Model Combination

Symbol	Model/Assembly Order
Nil	AF + AR + AL
A	AW + AL
B	AF + AR

NPT Threads

Port Size

Symbol	Port Size	Applicable Body Size
02	1/4	21
03	3/8	31
04	1/2	41

With External Epoxy Coating, Stainless Fasteners

Name Plate, Caution Plate On Bowl in psi, °F

Regulator Handle Orientation

Symbol	Description
Nil	Downward Handle
Y	Upward Handle

Bowl

Symbol	Description	Applicable Body Size
2	Metal Bowl	21
8	Metal Bowl with Sight Glass	31, 41

Residual Pressure Relief Valve

Symbol	Description	Applicable Body Size
Nil	Without Valve	All
V	With Downstream Valve	All

Accessories

Symbol	Description	Applicable Body Size
Nil	None	All
C	Float Auto Drain (N.C.)	31, 41
D	Float Auto Drain (N.O.)	31, 41

Filter

How To Order

Series AF 20 to 40

AF 30 - N 03 D - 8 Z - X480

Filter

Body Size

Symbol	Size
20	1/8
30	3/8
40	1/2

NPT Threads

Port Size

Symbol	Port Size	Applicable Body Size
02	1/4	20
03	3/8	30
04	1/2	40

• With External Epoxy Coating, Stainless Fasteners

• Name Plate, Caution Plate On Bowl in psi, °F

• Bowl

Symbol	Description	Applicable Body Size
2	Metal Bowl	21
8	Metal Bowl with Sight Glass	31, 41

• Accessories

Symbol	Description	Applicable Body Size
Nil	None	All
B*	Mounting Bracket	All
C	Float Auto Drain (N.C.)	31, 41
D	Float Auto Drain (N.O.)	31, 41

*Note: Bracket is not assembled and is supplied loose at time of shipment.

Regulator

How To Order

Series AR 20 to 40

AR 20 - N 02 B - Y Z - X48

Regulator

Body Size

Symbol	Size
20	1/8
30	3/8
40	1/2

NPT Threads

Port Size

Symbol	Port Size	Applicable Body Size
02	1/4	20
03	3/8	30
04	1/2	40

• With External Epoxy Coating Stainless Fasteners

• Name Plate in imperial Units (psi, °F)

• Handle Orientation

Symbol	Description
Nil	Handle Down
Y	Handle Up

• Accessories

Symbol	Description
Nil	None
B*	Mounting Bracket
H*	Panel Mount Nut

*Note: Bracket and/or panel mount nut are not assembled and are supplied loose at time of shipment.

Residual Pressure Relief Valve

How To Order

Series VHS 20 to 40

VHS 30 - N 03 - Z - X513

Residual Pressure Relief Valve

Body Size

Symbol	Applicable Model
20	AC21
30	AC31
40	AC41

Thread Type

N	NPT
---	-----

Port Size

Symbol	Port Size	Body Size		
		20	30	40
02	1/4	●		
03	3/8		●	
04	1/2			●

• With External Epoxy Coating Stainless Fasteners

• Name Plate in imperial Units (psi, °F)

Note: Other sizes, thread forms, options, etc. may be possible, please contact SMC for availability.

Lubricator

How To Order

Series AL20 to 40

AL 20 - N 02 B - 2 Z - X480

Lubricator •
 Body Size •
 NPT Threads •
 Port Size •
 Bowl •
 Accessories •
 With External Epoxy Coating, Stainless Fasteners
 Name Plate, Caution Plate On Bowl in psi, °F

Symbol	Size
20	1/8
30	3/8
40	1/2

Symbol	Port Size	Applicable Body Size
02	1/4	20
03	3/8	30
04	1/2	40

Symbol	Description	Applicable Body Size
2	Metal Bowl	20
8	Metal Bowl with Sight Glass	30, 40

Symbol	Description	Applicable Body Size
Nil	None	All
B*	Mounting Bracket	All

*Note: Bracket is not assembled and is supplied loose at time of shipment.

Filter - Regulator

How To Order

Series AW20 to 40

AW 30 - N 03 D 8 Z - X48

Filter - Regulator •
 Body Size •
 NPT Threads •
 Port Size •
 Bowl •
 Accessories •
 With External Epoxy Coating Stainless Fasteners
 Name Plate in imperial Units (psi, °F)

Symbol	Size
20	1/8
30	3/8
40	1/2

Symbol	Port Size	Applicable Body Size
02	1/4	20
03	3/8	30
04	1/2	40

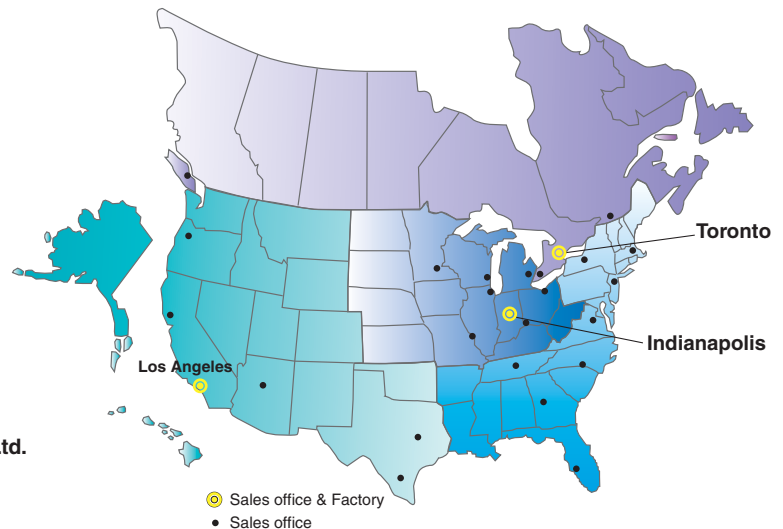
Symbol	Description	Applicable Body Size
2	Metal Bowl	20
8	Metal Bowl with Sight Glass	30, 40

Symbol	Description	Applicable Body Size
Nil	None	All
B*	Mounting Bracket	All
C	Float Auto Drain (N.C.)	30, 40
D	Float Auto Drain (N.O.)	30, 40
H*	Panel Mount Nut	All

*Note: Bracket and/or panel mount nut are not assembled and are supplied loose at time of shipment.

U.S. & Canadian Sales Offices

EAST	WEST	MIDWEST	CANADA
Atlanta	Austin	Chicago	Montreal
Boston	Dallas	Cincinnati	Tel: (514) 733-9595
Charlotte	Los Angeles	Cleveland	Fax: (514) 733-1771
Nashville	Phoenix	Detroit	Toronto
New Jersey	Portland	Indianapolis	Tel: (905) 812-0400
Richmond	San Francisco	Milwaukee	Fax: (905) 812-8686
Rochester		Minneapolis	Vancouver
Tampa		St. Louis	Tel: (604) 517-1646
			Fax: (604) 517-1647
			Windsor
			Tel: (519) 944-0555
			Fax: (519) 944-1870



SMC Corporation of America
 3011 N. Franklin Road
 Indianapolis, IN 46226
(800) 762-7621 (SMC.SMC1)
www.smcusa.com
For International inquiries: www.smcworld.com

SMC Pneumatics (Canada) Ltd.
 6768 Financial Drive Mississauga
 Ontario, L5N 7J6 Canada
(905) 812-0400
www.smcpcanada.com