

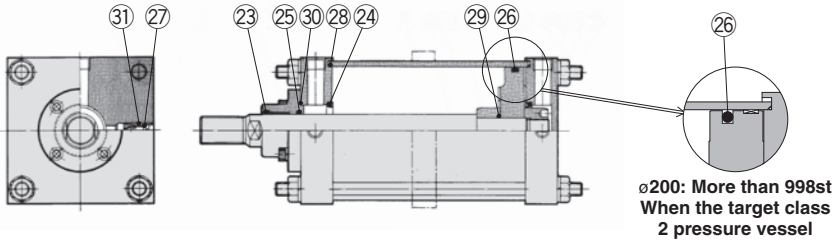
# Series CS1

**Lube, Non-lube Type:**  
 ø125, ø140, ø160, ø180  
 ø200, ø250, ø300  
**Air-hydro Type:**  
 ø125, ø140, ø160

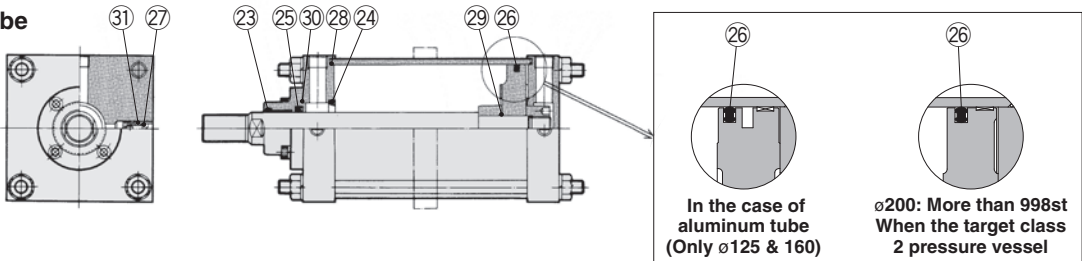
Replacement  
 Procedure is  
 P.287

## Construction

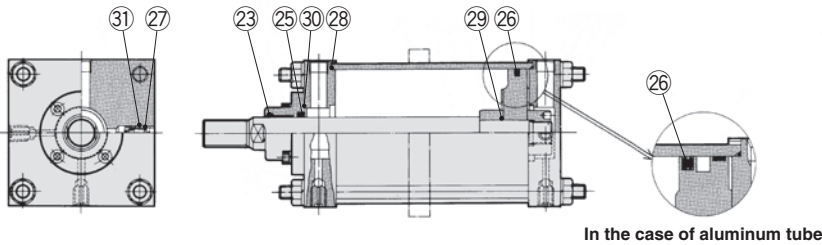
### Lube



### Non-lube



### Air-hydro



\* The numbers are the same as the "Construction" of the Best Pneumatics No.2 Series CS1.

### Seal Kit List

No.	Description	Material	Note
23	Wiper ring	NBR	24, 29 and 31 are non-replaceable parts, so they are not included in the seal kit.
24	Cushion seal		
25	Rod seal		
26	Piston seal		
27	Valve seal		
28	Tube gasket		
29	Piston gasket		
30	Retaining plate gasket		
31	Guide gasket		

### Replacement Parts: Seal Kit

Bore size (mm)	Kit no.	Contents
<b>Standard (lube)</b>		
125	CS1-125A-PS	Component part numbers: 23, 25, 26, 27, 28, 30.
140	CS1-140A-PS	
160	CS1-160A-PS	
180	CS1-180A-PS	
200	CS1-200A-PS	
250	CS1-250A-PS	
300	CS1-300A-PS	
<b>Standard (non-lube)</b>		
125	CS1N125A-PS	Component part numbers: 23, 25, 26, 27, 28, 30.
140	CS1N140A-PS	
160	CS1N160A-PS	
180	CS1N180A-PS	
200	CS1N200A-PS	
250	CS1N250A-PS	
300	CS1N300A-PS	

\* Seal kit includes a grease pack (ø125 to 160: 40 g, ø180 and 200: 50 g, ø250 and 300: 60 g).

Order with the following part number when only the grease pack is needed.

Grease pack part no.: GR-S-010 (10 g), GR-S-020 (20 g)

### Air-hydro type

Bore size (mm)	Kit no.	Contents
125	CS1H125A-PS	Component part numbers: 23, 25, 26, 27, 28, 30.
140	CS1H140A-PS	
160	CS1H160A-PS	