# Direct Operated 2 Port Solenoid Valve

For Air Single Unit

# Series 25A-VX21/22/23

CE RoHS

## How to Order (Single Unit)

**25A – VX2 [1] 0 [A] [A]**

- **Series compatible with secondary batteries**
- **Fluid**

| | |
|---|---|
| 0 | For air |

- **Size/Valve type**
- **Body material/Port size/Orifice diameter**
- **Voltage/Electrical entry**

### Common Specifications

| | |
|---|---|
| Valve type | N.C. |
| Seal material | NBR |
| Coil insulation type | Class B |
| Thread type | Rc |

| Symbol | Size | Valve type | Symbol | Body material | Port size | Orifice diameter |
|---|---|---|---|---|---|---|
| 1 | Size 1 | Single unit N.C. | A | Aluminum | 1/8 | 2 |
| | | | B | | | 3 |
| | | | C | | | 5 |
| | | | D | | 1/4 | 2 |
| | | | E | | | 3 |
| | | | F | | | 5 |
| | | | H | Resin | ø6 One-touch fitting | 2 |
| | | | J | | | 3 |
| | | | K | | | 5 |
| | | | L | | ø8 One-touch fitting | 2 |
| | | | M | | | 3 |
| | | | N | | | 5 |
| 2 | Size 2 | Single unit N.C. | A | Aluminum | 1/4 | 4 |
| | | | B | | | 7 |
| | | | D | | 3/8 | 4 |
| | | | E | | | 7 |
| | | | H | Resin | ø8 One-touch fitting | 4 |
| | | | J | | | 7 |
| | | | L | | ø10 One-touch fitting | 4 |
| | | | M | | | 7 |
| 3 | Size 3 | Single unit N.C. | A | Aluminum | 1/4 | 5 |
| | | | B | | | 8 |
| | | | C | | | 10 |
| | | | D | | 3/8 | 5 |
| | | | E | | | 8 |
| | | | F | | | 10 |
| | | | G | | 1/2 | 10 |
| | | | H | Resin | ø10 One-touch fitting | 5 |
| | | | J | | | 8 |
| | | | K | | | 10 |
| | | | L | | ø12 One-touch fitting | 5 |
| | | | M | | | 8 |
| | | | N | | | 10 |

| Symbol | Voltage | Electrical entry |
|---|---|---|
| A | 24 VDC | Grommet 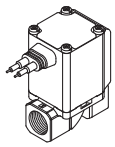 |
| B | 100 VAC | Grommet (With surge voltage suppressor) 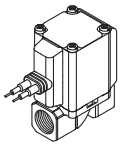 |
| C | 110 VAC | |
| D | 200 VAC | |
| E | 230 VAC | |
| F | 24 VDC | |
| G | 24 VDC | DIN terminal (With surge voltage suppressor) 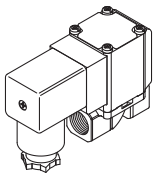 |
| H | 100 VAC | |
| J | 110 VAC | |
| K | 200 VAC | |
| L | 230 VAC | |
| M | 24 VDC | Conduit terminal (With surge voltage suppressor) 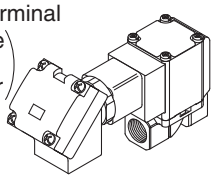 |
| N | 100 VAC | |
| P | 110 VAC | |
| Q | 200 VAC | |
| R | 230 VAC | |
| S | 24 VDC | Conduit (With surge voltage suppressor) 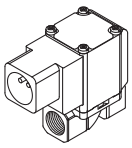 |
| T | 100 VAC | |
| U | 110 VAC | |
| V | 200 VAC | |
| W | 230 VAC | |
| Y | 24 VDC | Faston terminal 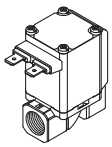 |
| Z | Other voltages and electrical options | |

**For other special options, refer to the standard products.**

| | |
|---|---|
| Special voltage | 48 VAC |
| | 220 VAC |
| | 240 VAC |
| | 12 VDC |
| DIN terminal with light | |
| Conduit terminal with light | |
| Low concentration ozone resistant (Seal material: FKM) | |
| Oil-free | |
| G thread | |
| NPT thread | |

∗ Specifications and dimensions for the 25A-series are the same as standard products.

# Direct Operated 2 Port Solenoid Valve

# Series 25A-VX21/22/23

For Water Single Unit
For Oil Single Unit
For Medium Vacuum Single Unit

CE RoHS

## How to Order (Single Unit)

**25A – VX2 1 4 A A**

Series compatible with secondary batteries

**Fluid**

| | |
|---|---|
| 2 | For water |
| 3 | For oil |
| 4 | For medium vacuum |

**Common Specifications**

| | |
|---|---|
| Valve type | N.C. |
| Seal material | FKM |
| Coil insulation type | Class B |
| Thread type | Rc |

**Size/Valve type**

| Symbol | Size | Valve type |
|---|---|---|
| 1 | Size 1 | Single unit N.C. |
| 2 | Size 2 | Single unit N.C. |
| 3 | Size 3 | Single unit N.C. |

**Body material/Port size/Orifice diameter**

| Symbol | Body material | Port size | Orifice diameter |
|---|---|---|---|
| H | Stainless steel | 1/8 | 2 |
| J | | | 3 |
| K | | | 5 |
| L | | 1/4 | 2 |
| M | | | 3 |
| N | | | 5 |
| H | Stainless steel | 1/4 | 4 |
| J | | | 7 |
| L | | 3/8 | 4 |
| M | | | 7 |
| H | Stainless steel | 1/4 | 5 |
| J | | | 8 |
| K | | | 10 |
| L | | 3/8 | 5 |
| M | | | 8 |
| N | | | 10 |
| P | | 1/2 | 10 |

**Voltage/Electrical entry**

| Symbol | Voltage | Electrical entry |
|---|---|---|
| A | 24 VDC | Grommet 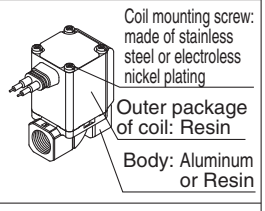  |
| B | 100 VAC | Grommet (With surge voltage suppressor) 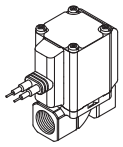 |
| C | 110 VAC | |
| D | 200 VAC | |
| E | 230 VAC | |
| F | 24 VDC | |
| G | 24 VDC | DIN terminal (With surge voltage suppressor) 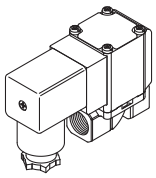 |
| H | 100 VAC | |
| J | 110 VAC | |
| K | 200 VAC | |
| L | 230 VAC | |
| M | 24 VDC | Conduit terminal (With surge voltage suppressor) 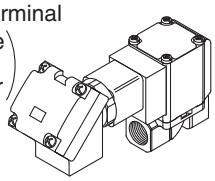 |
| N | 100 VAC | |
| P | 110 VAC | |
| Q | 200 VAC | |
| R | 230 VAC | |
| S | 24 VDC | Conduit (With surge voltage suppressor) 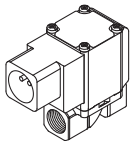 |
| T | 100 VAC | |
| U | 110 VAC | |
| V | 200 VAC | |
| W | 230 VAC | |
| Y | 24 VDC | Faston terminal 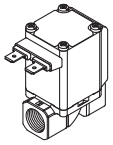 |
| Z | Other voltages and electrical options | |

**For other special options, refer to the standard products.**

| | |
|---|---|
| Special voltage | 48 VAC |
| | 220 VAC |
| | 240 VAC |
| | 12 VDC |
| DIN terminal with light | |
| Conduit terminal with light | |
| G thread | |
| NPT thread | |
| Bracket interchangeable with old type | |

∗ Specifications and dimensions for the 25A-series are the same as standard products.