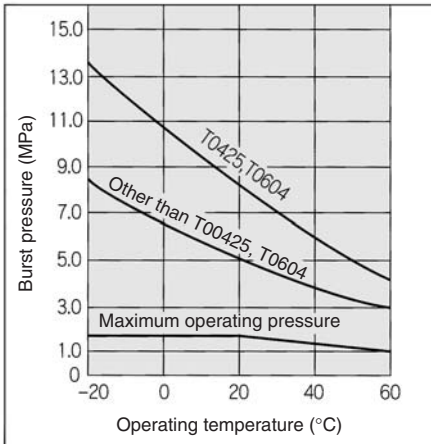


Nylon Tubing Series T/TIA

RoHS

For general pneumatic tubing, Nylon tubing

Burst Pressure Characteristics Curve and Operating Pressure



⚠ Precautions















































































Be sure to read before handling. Refer to front matters 58 and 59 for Safety Instructions and pages 13 to 16 for Fittings and Tubing Precautions.

⚠ Caution

- Applicable for general industrial water. Please consult with SMC if using other kinds of fluid. Surge pressure must be under the max. operating pressure. If the surge pressure exceeds the maximum operating pressure, it will result in damage to fittings and tubes.
- The value of the max. operating pressure is at a temperature of 20°C. Refer to the burst pressure characteristics curve for other temperatures. Furthermore, abnormal temperature rises caused by adiabatic compression may result in the burst of the tube.
- Please exercise caution when using this item in a clean room. There is a possibility of plasticizer and other materials precipitating on the tube surface and detracting from the cleanliness level of the room.

Model/Specifications

● — 20 m roll □ — 100 m roll (T1613 is reel.)

	Tubing size												
	Metric size (Series T)							Inch size (Series TIA)					
Model	T0425	T0403	T0604	T0645	T0806	T1075	T1209	T1613	TIA01	TIA05	TIA07	TIA11	TIA13
Tubing O.D. (mm)	4	4	6	6	8	10	12	16	3.18	4.76	6.35	9.53	12.7
Tubing I.D. (mm)	2.5	3	4	4.5	6	7.5	9	13	2.18	3.48	4.57	6.99	9.56
Black (B)													
White (W)													
Red (R)													
Blue (BU)													
Yellow (Y)													
Green (G)													
	<div><div></div><div>5/32"</div></div>				<div><div></div><div>5/16"</div></div>								
									<div>Nominal size (inch)</div> <div>1/8"3/16"1/4"3/8"1/2"</div>				
									<div>Nominal size (mm)</div> <div>3.2</div>				

Fluid	Air/Water												
Max. operating pressure (at 20°C)	1.5 MPa												
Burst pressure	Refer to the burst pressure characteristics curve.												
Applicable fittings	One-touch fittings, Insert fittings, Self-align fittings, Miniature fittings												
Min. bending radius (mm)	13	25	24	36	48	60	75	100	15	20	30	60	75
Operating temperature	-20 to +60°C (Water: 0 to 40°C) (No freezing)												
Material	Nylon 12												

How to Order

T0425 B - 20

Tubing model

Color

Symbol	Color
B	Black
W	White
R	Red
BU	Blue
Y	Yellow
G	Green

Length per roll

Symbol	Length
20	20 m roll
100	100 m roll (Black and white only)

Made to Order

(Please contact SMC for specifications in detail, dimensions, delivery and specifications other than those mentioned above.)

100 m reel	Metric size and Inch size except ø16: Suffix "-X3" to the end of part number. Ex.) T0425R-100-X3
Longer length reel	Metric size: Suffix "-X3" to the end of part number. Ex.) T0425G-500-X3
20 m roll	Inch size: Suffix "-X4" to the end of part number. Ex.) TIA01BU-20-X4

Made to Order Availability

Part no.	Length	Model	T0425 *	T0604 *	T0806 *	T1075 *	T1209 *	TIA01 *	TIA05 *	TIA07 *	TIA11 *	TIA13 *	Color
X3	100 m reel		○	○	○	○	○	○	○	○	○	○	Black, White, Red, Blue, Yellow, Green
	150 m reel					○							
	200 m reel				○								
	500 m reel		○	○									
X4	20 m roll							○	○	○	○	○	Red, Blue, Yellow, Green